

Name of the Company: INANI MARBLES & INDUSTRIES LIMITED  
 Scrip Code, Name of the scrip, class of security:531129  
 Quarter ended:30/09/2015

Partly paid-up shares:-	No. of partly paid-up shares	As a % of total no. of partly paid-up shares	As a % of total no. of partly paid-up shares
Held by promoter/promoter group			
Held by public	0	0	0
Total - D	0	0	0

Outstanding convertible securities:-	No. of outstanding securities	As a % of total no. of outstanding convertible securities	As a % of total no. of shares of the company, assuming full conversion of the convertible securities
Held by promoter/promoter group	0	0	0.00
Held by public	0	0	0.00
Total - E	0	0	0.00

Warrants:-	No. of warrants	As a % of total no.	As a % of total no. of shares of the company, assuming full conversion of warrants
Held by promoter/promoter group	0	0	0.00
Held by public	0	0	0.00
Total - F	0	0	0.00

Total paid-up capital of the company, assuming full conversion of warrants and convertible securities (Grand Total (A+B+C)+ D+E+F)		3252500
--	--	---------

Inani Marbles & Industries Limited  
  
 Managing Director

CATEGORY OF SHARES HOLDER	No Of Shares Holders	Total Share	Demat Shares	Total Shareholding as a percentage of total number of shares		Shares Pledged or otherwise encumbered	
				TOTAL (A+B)	% OF (A+B+C)	No Of Shares	As a %
<b>(A). SHARE HOLDING OF PROMOTER AND PROMOTER GROUP.</b>							
<b>1. INDIAN</b>							
(A) INDIVIDUALS/HINDU UNDIVIDEDE FAMILY.	28	1247992	1247992	38.37	38.37	0	
(B) CENTRAL GOVT./STATE GOVT.							
(C) BODIES CORPORATE							
(D) FINANCIAL INSTITUTION/BANKS	3	700650	700650	21.54	21.54	0	
(E) ANY OTHER (SPECIFY)							
<b>SUB-TOTAL (A) (1)</b>	<b>31</b>	<b>1948642</b>	<b>1948642</b>	<b>59.91</b>	<b>59.91</b>	<b>0</b>	
<b>2. FOREIGN</b>							
(A) INDIVIDUALS (NON-RESIDENT)/ FOREIGN INDIVIDUALS.							
(B) BODIES CORPORATE							
(C) INSTITUTIONS							
(D) ANY OTHER (SPECIFY)							
<b>SUB-TOTAL (A) (2)</b>							
<b>SUB-TOTAL (A1)+(A2)</b>	<b>31</b>	<b>1948642</b>	<b>1948642</b>	<b>59.91</b>	<b>59.91</b>		
<b>(B). PUBLIC SHARE HOLDING</b>							
<b>I. INSTITUTIONS</b>							
(A) MUTUAL FUNDS/UTI.							
(B) FINANCIAL INSTITUTION/BANKS	1	900		0.03	0.03		
(C) CENTRAL GOVT./STATE GOVT.(S)							
(D) VENTURE CAPITAL FUNDS							
(E) INSURANCE COMPANIES							
(F) FOREIGN INSTITUTIONAL INVESTORS							
(G) FOREIGN VETNURE CAPITAL INVESTORS							

Inani Marbles &amp; Industries Limited

Managing Director

CATEGORY OF SHARES HOLDER	No Of Shares Holders	Total Share	Demat Shares	Total Shareholding as a percentage of total number of shares		Shares Pledged or otherwise encumbered	
				TOTAL (A+B)	% OF (A+B+C)	No Of Shares	As a %
(H) ANY OTHER (SPECIFY)							
<b>SUB-TOTAL (B) (1)</b>	<b>1</b>	<b>900</b>		<b>0.03</b>	<b>0.03</b>		
2. NON-INSTITUTIONS							
(A) BODIES CORPORATE	59	152832	152532	4.70	4.70		
(B) INDIVIDUALS -							
i. INDIVIDUALS SHARE HOLDERS HOLDING NOMINAL SHARE CAPITAL UPTO RS.1 LAKH.	1137	466213	303288	14.33	14.33		
ii. INDIVIDUALS SHARE HOLDERS HOLDING NOMINAL SHARE CAPITAL IN EXCESS RS.1 LAKH.	20	673868	673868	20.72	20.72		
(C) ANY OTHER (NRI & OCB)	7	4513	4513	0.14	0.14		
(D) ANY OTHER (CLEARING MEMBER)	11	5532	5532	0.17	0.17		
<b>SUB-TOTAL (B) (2)</b>	<b>1234</b>	<b>1302958</b>	<b>1139733</b>	<b>40.06</b>	<b>40.06</b>		
<b>SUB-TOTAL (B1)+(B2)</b>	<b>1235</b>	<b>1303858</b>	<b>1139733</b>	<b>40.09</b>	<b>40.09</b>		
<b>TOTAL (A) + (B)</b>	<b>1266</b>	<b>3252500</b>	<b>3088375</b>	<b>100.00</b>	<b>100.00</b>	<b>0</b>	<b>0.00</b>
(C). SHARE HELD BY CUSTODIANS AGAINST WHICH DEPOSITORY RECEIPTS HAVE BEEN ISSUED:							
1. PROMOTER AND PROMOTER GROUP							
2. PUBLIC							
<b>SUB-TOTAL (C)</b>	<b>0</b>	<b>0</b>				<b>0.00</b>	
<b>GRAND TOTAL (A+B+C) :</b>	<b>1266</b>	<b>3252500</b>	<b>3088375</b>	<b>100.00</b>	<b>100</b>	<b>0</b>	<b>0.00</b>

INANI MARBLES & INDUSTRIES LIMITED (B)-(STATEMENT SHOWING HOLDING OF SECURITIES (INCLUDING SHARES, WARRANTS, CONVERTIBLE SECURITIES) OF PERSONS BELONGING TO THE CATEGORY "PROMOTER AND PROMOTER GROUP")  
 \*\* STATEMENT SHOWING SHARE HOLDING AS ON 30 September 2015

Page 1 of 1

FNO	NAME	Total Shares Held		Shares Pledged or otherwise encumbered		Detail of Warrants		Detail of Convertible Securities		Total Shares (including underlying share assuming full conversion of warrants and convertible securities) as a % of diluted shares capital	
		SHARES	PERCENT	Number	As a %	WARRANT	PERCENT	CONVERTIBLE SECURITIES	PERCENT		
1202570000133168	INANI SECURITIES & INVESTMENT LIMITED	432500	13.30	0		0	0.00	0	0.00	13.30	
1301760000516543	SURESH KUMAR INANI	350100	10.76	0		0	0.00	0	0.00	10.76	
1301760000516655	DINESH CHANDRA INANI	201100	6.18	0		0	0.00	0	0.00	6.18	
1301760000497861	INANI EXPORT PVT. LTD.	158150	4.86	0		0	0.00	0	0.00	4.86	
1301760000497880	INANI MARMO & GRANITES PVT. LTD.	110000	3.38	0		0	0.00	0	0.00	3.38	
IN30220111330012	SURESH KUMAR INANI	100000	3.07	0		0	0.00	0	0.00	3.07	
1301760000516524	HARISH KUMAR INANI	84890	2.61	0		0	0.00	0	0.00	2.61	
IN30220111329995	INANI PARWATI	72000	2.21	0		0	0.00	0	0.00	2.21	
IN30220111324948	JYOTI INANI	65500	2.01	0		0	0.00	0	0.00	2.01	
IN30220111324730	REKHA INANI	65000	2.00	0		0	0.00	0	0.00	2.00	
IN30220111324424	SARLA DEVI INANI	64500	1.98	0		0	0.00	0	0.00	1.98	
IN30220111296027	INANI INDIRA	50000	1.54	0		0	0.00	0	0.00	1.54	
IN30220111329944	VIMLA DEVI INANI	34400	1.06	0		0	0.00	0	0.00	1.06	
IN30220111324939	MAHESH KUMAR INANI	22600	0.69	0		0	0.00	0	0.00	0.69	
IN30220111341880	HARISH KUMAR INANI	20992	0.65	0		0	0.00	0	0.00	0.65	
1301760000516562	REKHA INANI	20000	0.61	0		0	0.00	0	0.00	0.61	
1301760000516577	PARVATI INANI	20000	0.61	0		0	0.00	0	0.00	0.61	
IN30220111309802	SUNITA INANI	11500	0.35	0		0	0.00	0	0.00	0.35	
1301760000516581	ARCHNA INANI	10000	0.31	0		0	0.00	0	0.00	0.31	
1301760000516596	INDIRA INANI	10000	0.31	0		0	0.00	0	0.00	0.31	
1301760000516602	VIMLA INANI	9600	0.30	0		0	0.00	0	0.00	0.30	
1301760000516539	YOGESH KUMAR INANI	7500	0.23	0		0	0.00	0	0.00	0.23	
1301760000516505	SARLA INANI	7500	0.23	0		0	0.00	0	0.00	0.23	
1301760000516617	RAJESH KUMAR INANI	6590	0.20	0		0	0.00	0	0.00	0.20	
IN30220111306298	ARCHANA INANI	5000	0.15	0		0	0.00	0	0.00	0.15	
1301760000516636	SUNITA INANI	4500	0.14	0		0	0.00	0	0.00	0.14	
IN30220111324416	GOVIND GOPAL INANI	2500	0.08	0		0	0.00	0	0.00	0.08	
IN30220111322666	RAMESH CHANDRA INANI	1100	0.03	0		0	0.00	0	0.00	0.03	
IN30220111325159	NAND LAL INANI	1100	0.03	0		0	0.00	0	0.00	0.03	
IN30220111322674	HARISH KUMAR INANI	10	0.00	0		0	0.00	0	0.00	0.00	
IN30220111335867	RAJESH KUMAR INANI	10	0.00	0		0	0.00	0	0.00	0.00	
TOTAL CASES :		31	TOTAL SHARES :	1948642	59.91	Inani Marbles & Industries Limited	0	0.00	0	0.00	59.91

Managing Director

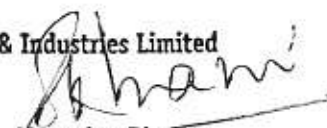
INANI MARBLES & INDUSTRIES LIMITED I(C)(i)-(STAT. STATEMENT SHOWING HOLDING OF SECURITIES (INCLUDING SHARES, WARRANTS , CONVERTIBLE SECURITIES) OF PERSONS BELONGING TO THE CATEGORY "PUBLIC" AND HOLDING MORE THEN 1% OF THE TOTAL NUMBER OF SHARES)

\*\* STATEMENT SHOWING SHARE HOLDING AS ON 30 September 2015

Page 1 of 1

FNO	NAME	Total Shares Held		Details of Warrants		Convertible Securities		Total Shares (including underlying share assuming full conversion of warrants and convertible securities) as a % of diluted shares capital		
		SHARES	PERCENT	WARRANT	PERCENT	CONVERTIBLE SECURITIES	PERCENT			
IN30095810198070	NISHANT KIRTI SANGHVI	176050	5.41	0	0.00	0	0.00	5.41		
IN30220111330553	RADHA KISHAN PHULWANI	89263	2.74	0	0.00	0	0.00	2.74		
IN30220111370699	SYSTEMATIX SECURITIES LTD	77732	2.39	0	0.00	0	0.00	2.39		
1206830000010933	MAYA SHANTILAL DOSHI	50000	1.54	0	0.00	0	0.00	1.54		
IN30045013502177	NITIN SHANTILAL DOSHI	48000	1.48	0	0.00	0	0.00	1.48		
IN30045011717042	NITIN MANSUKHLAL SHAH KARTA (NITIN M S	47650	1.47	0	0.00	0	0.00	1.47		
TOTAL CASES : 6		TOTAL SHARES :		488695	15.03	0	0.00	0	0.00	15.03

Inani Marbles & Industries Limited

  
Managing Director


INANI MARBLES & INDUSTRIES LIMITED I(C)(ii)-(STATEMENT SHOWING HOLDING OF SECURITIES (INCLUDING SHARES, WARRANTS , CONVERTIBLE SECURITIES) OF PERSONS (TOGETHER WITH PAC) BELONGING TO THE CATEGORY "PUBLIC" AND HOLDING MORE THEN 5% OF THE TOTAL NUMBER OF SHARES OF THE COMPANY)

\*\* STATEMENT SHOWING SHARE HOLDING AS ON 30 September 2015

Page 1 of 1

GR ID	FNO	NAME	Total Shares Held		Details of Warrants		Convertible Securities		Total Shares (including underlying share assuming full conversion of warrants and convertible securities) as a % of diluted shares capital
			SHARES	PERCENT	WARRANT PERCENT	CONVERTIBLE PERCENT	SECURITIES		
0	IN30095810198070	NISHANT KIRTI SANGHVI	176050	5.41	0	0.00	0	0.00	5.41
TOTAL CASES :		1.00	TOTAL SHARES :		176050	5.41	0	0.00	5.41

Inani Marbles & Industries Limited

  
Managing Director


FNO	NAME	CATEGORY	LOCKED SHARES	PERCENT
	---N.A.---		0	0
TOTAL CASES : 0		TOTAL SHARES :	0	0.00

Inani Marbles & Industries Limited  
  
Managing Director

TYPE OF OUTSTANDING DR	NO.OF OUTSTANDING DR	NO.OF SHARES UNDELYING OUTSTANDING DR'S	PERCENT
---N.A.---			0

NAME OF DR HOLDER	TYPE OF OUTSTANDING DR	NO.OF SHARES UNDELYING OUTSTANDING DR'S	PERCENT
---N.A.---			0

Inani Marbles & Industries Limited

  
Managing Director