

LIMITED REVIEW REPORT



To
**The Board of Directors,
Inani Marbles & Industries Ltd.
Chittorgarh**

We have reviewed the accompanying statement of Un-audited financial results of M/s. Inani Marbles & Industries Limited for the quarter and half year ended 30th September, 2020 being submitted by the Company pursuant to the requirement of Regulation 33 of SEBI (Listing Obligation and Disclosure Requirements) Regulations, 2015, read with Circular No. CIR/CFD/FAC/62/2016 dated 5th July, 2016. This statement is the responsibility of the Company's Management and has been approved by the Board of Directors, has been prepared in accordance with recognition and measurement principles laid down by the Indian Accounting Standard 34 "Interim Financial Reporting" ("Ind AS 34") prescribed under section 133 of the Companies Act, 2013 read with relevant rules issued there under and other accounting principles generally accepted in India. Our responsibility is to issue a report on these financial statements based on our review.

We have conducted our review in accordance with the Standard on Review Engagements (SRE) 2410, Review of Interim Financial Information Performed by the Independent Auditor of the Entity, issued by the Institute of Chartered Accountants of India. This standard requires that we plan and perform the review to obtain moderate assurance as to whether the financial statements are free of material misstatement. A review is limited primarily to inquiries of company personnel and analytical procedures applied to financial data and thus provide less assurance than an audit. We have not performed an audit and accordingly, we do not express an audit opinion.



Based on our review conducted as above, nothing has come to our attention that causes us to believe that the accompanying statement of Unaudited financial results read with notes thereon, prepared in accordance with aforesaid Indian Accounting Standards specified under section 133 of the Companies Act, 2013 and read with relevant Rules and other accounting principal generally accepted in India, has not disclosed the information required to be disclosed in terms of Regulation 33 of the SEBI (Listing obligations and disclosure requirements) Regulations, 2015, including the manner in which it is to be disclosed or that it contains any material misstatement.

**For Giriraj Garg & Co.
Chartered Accountants
FRN : 017783C**

**Giriraj Garg
Chartered Accountant
Proprietor
M.No. 415796
Date : 13.11.2020
UDIN: 20415796AAAA BE 1323**

**For B. K. Dad & Associates
Chartered Accountants
FRN : 018840C**

**B. K. Dad
Chartered Accountant
Proprietor
M.No. 424791
Date : 13.11.2020
UDIN: 20424791AAAAAX9337**



INANI MARBLES & INDUSTRIES LTD.

STATEMENT OF UN-AUDITED FINANCIAL RESULTS FOR THE QUARTER AND HALF YEAR ENDED 30th SEPTEMBER 2020

(Amount in Lakhs except per share data)

| S.No. | Particulars | Quarter ended | | | Six Months ended | | Year Ended |
|-------|--|-----------------|---------------|---------------|------------------|-----------------|-----------------|
| | | 30.09.2020 | 30.06.2020 | 30.09.2019 | 30.09.2020 | 30.09.2019 | 31.03.2020 |
| | | Unaudited | Unaudited | Unaudited | Unaudited | Unaudited | Audited |
| 1 | Income | | | | | | |
| | (a) Revenue from operations | 1,640.18 | 933.84 | 607.21 | 2,574.02 | 1,432.70 | 3,191.88 |
| | (b) Other income | 28.34 | 5.94 | 8.76 | 34.28 | 21.68 | 156.11 |
| | Total income | 1,668.52 | 939.78 | 615.97 | 2,608.30 | 1,454.38 | 3,347.99 |
| 2 | Expenses | | | | | | |
| | (a) Cost of Materials consumed | 601.54 | 303.25 | 226.65 | 904.79 | 425.40 | 962.14 |
| | (b) Manufacturing expenses | 537.43 | 293.25 | 210.79 | 830.68 | 446.65 | 954.06 |
| | (c) Purchase of stock-in-trade | 216.82 | 78.38 | 72.26 | 295.20 | 173.73 | 420.38 |
| | (d) Changes in inventories of finished goods, work-in-progress and stock-in-trade | (132.77) | (131.80) | (126.67) | (264.57) | (78.68) | (37.94) |
| | (e) Excise Duty | - | - | - | - | - | - |
| | (f) Employee benefits expenses | 79.90 | 55.02 | 51.29 | 134.92 | 87.64 | 192.28 |
| | (g) Finance Cost | 58.93 | 55.03 | 35.50 | 113.96 | 74.09 | 177.33 |
| | (h) Depreciation and amortisation expenses | 75.11 | 74.88 | 64.47 | 149.99 | 127.08 | 258.53 |
| | (i) Other Expenses | 172.35 | 168.91 | 75.65 | 341.26 | 185.77 | 468.10 |
| | Total Expenses | 1,609.31 | 896.92 | 609.94 | 2,506.23 | 1,441.68 | 3,394.88 |
| 3 | Profit/(Loss) before exceptional items and tax | 59.21 | 42.86 | 6.03 | 102.07 | 12.70 | (46.89) |
| 4 | Exceptional items | - | - | - | - | - | - |
| 5 | Profit/(Loss) before tax | 59.21 | 42.86 | 6.03 | 102.07 | 12.70 | (46.89) |
| 6 | Tax Expense | | | | | | |
| | Current Tax | 9.49 | 7.28 | 3.42 | 16.77 | 7.32 | - |
| | Earlier Tax | - | - | - | - | - | 7.82 |
| | Deferred Tax | - | - | - | - | - | (23.41) |
| | Total Tax Expense | 9.49 | 7.28 | 3.42 | 16.77 | 7.32 | (15.59) |
| 7 | Profit/(Loss) for the period | 49.72 | 35.58 | 2.61 | 85.30 | 5.38 | (31.30) |
| 8 | Other Comprehensive Income /(Loss), Net of Tax | | | | | | |
| | i) Items that will not be reclassified to profit or loss | - | - | - | - | - | - |
| | ii) Items that will be reclassified to profit or loss | - | - | - | - | - | - |
| | Total Comprehensive Income for the period, Net of Tax | 49.72 | 35.58 | 2.61 | 85.30 | 5.38 | (31.30) |
| 9 | of Tax | 49.72 | 35.58 | 2.61 | 85.30 | 5.38 | (31.30) |
| 10 | Paid up Equity Share Capital (Face Value of Rs. 2/- per Share) | 325.25 | 325.25 | 325.25 | 325.25 | 325.25 | 325.25 |
| | Total Reserve i.e. Other Equity | - | - | - | - | - | 3971.27 |
| 11 | Earnings per share - basic and diluted EPS | 0.31 | 0.22 | 0.02 | 0.52 | 0.03 | (0.19) |



For- Inani Marbles & Industries Ltd.

Managing Director

Regd. Office :

Araji No. 1312, udaipur-bhilwara
highway, Near Mataji Ki Pandoli
chittorgarh (raj.) 312001-india

CIN No. : L14101RJ1994PLC008930

www.inanimarbles.com

Contact :



inanieinanimarbles.com

Mob. : +91 7733051111



INANI MARBLES & INDUSTRIES LTD.

| Standalone Statement of Assets and Liabilities | | | |
|--|---------------------------------------|--|---|
| S.No. | Particulars | As at 30th September, 2020 (Amount in Lakhs) Un-Audited | As at 31st March, 2020 (Amount in Lakhs) Audited |
| A | ASSETS | | |
| 1 | Non-current Assets: | | |
| | Property, plant and equipment | 2,981.04 | 3,129.79 |
| | Capital work-in-progress | 119.08 | 41.89 |
| | Intangible Assets | | |
| | Financial Assets | | |
| | i) Investments | 30.00 | 30.00 |
| | ii) Others | 260.22 | 220.86 |
| | Sub Total | 3,390.34 | 3,422.54 |
| 2 | Current Assets: | | |
| | Inventories | 2,533.64 | 2,233.37 |
| | Financial Assets | | |
| | i) Trade Receivables | 1,982.84 | 1,994.22 |
| | ii) Cash and Cash Equivalents | 18.03 | 29.06 |
| | iii) Others | 925.74 | 760.49 |
| | Sub Total | 5,460.25 | 5,017.14 |
| | TOTAL ASSETS | 8,850.59 | 8,439.68 |
| B | EQUITY AND LIABILITIES | | |
| 1 | Equity | | |
| | Equity Share Capital | 325.25 | 325.25 |
| | Other Equity | 4,056.57 | 3,971.27 |
| | Sub Total | 4,381.82 | 4,296.52 |
| 2 | Liabilities | | |
| | Non-current Liabilities | | |
| | Financial Liability | | |
| | i) Borrowings | 638.27 | 705.90 |
| | ii) Deferred Tax Liability | 113.25 | 113.25 |
| | Sub Total | 751.52 | 819.15 |
| 3 | Current Liabilities | | |
| | Financial Liability | | |
| | i) Borrowings | 1,839.82 | 1,770.65 |
| | ii) Trade Payables | 1,382.08 | 1,214.06 |
| | iii) Other Financial Liabilities | 401.54 | 271.39 |
| | Provisions | 93.81 | 67.91 |
| | Sub Total | 3,717.25 | 3,324.01 |
| | TOTAL EQUITIES AND LIABILITIES | 8,850.59 | 8,439.68 |



For- Inani Marbles & Industries Ltd.

Managing Director

Regd. Office :

Araji No. 1312, udaipur-bhilwara
highway, Near Mataji Ki Pandoli
chittorgarh (raj.) 312001-india

CIN No. : L14101RJ1994PLC008930
www.inanimarbles.com

Contact :

inani@inanimarbles.com
Mob. : +91 7733051111




INANI MARBLES & INDUSTRIES LTD.

Inani Marbles & Industries Ltd.
Statement of Cash Flow as at 30TH SEPTEMBER, 2020

(Rs. In Lakhs)

| S.NO. | Particulars | For the year ended 30TH SEPT., 2020 | For the year ended 31st March, 2020 |
|-------|--|--|--|
| (A) | CASH FLOW FROM OPERATING ACTIVITES: | | |
| | Net Profit Before Tax & Exceptional Items | 102.07 | (46.89) |
| | Adjustments for:- | | |
| | Depreciation | 149.99 | 258.53 |
| | Interest Expenditure | 113.96 | 177.33 |
| | Interest Income | (0.99) | (24.72) |
| | Profit / (Loss) on sale of Fixed Assets | (5.34) | 0.00 |
| | Write off Nets | 79.27 | 9.80 |
| | Operating Profit Before Working Capital Changes (1) | 438.96 | 374.05 |
| | Adjustments for:- | | |
| | Decrease/(Increase) Inventories | (300.27) | (145.74) |
| | Decrease/(Increase) Trade Receivable | 11.38 | 55.75 |
| | Increase/(Decrease) in Other Current Assets | (176.04) | (154.89) |
| | Increase/(Decrease) in Other Non Current Financial Assets | (0.99) | 60.60 |
| | Increase/(Decrease) in Other Non Current Assets | (38.37) | 66.48 |
| | Increase/(Decrease) in Current Trade Payble | 88.75 | 0.67 |
| | Increase/(Decrease) in Other Financial Libalities | 2.49 | 134.82 |
| | Increase/(Decrease) in Other Current Libalities | 127.66 | (14.94) |
| | Increase/(Decrease) in Provisions | 27.24 | 10.89 |
| | Total Adjustments (2) | (258.15) | 13.64 |
| | Cash Generated from Operations (1-2) | 180.81 | 387.69 |
| | Net Income Tax Refund/(Paid) | (5.97) | 78.12 |
| | Net Cash Generated from Operating Activities (A) | 174.84 | 465.81 |
| (B) | CASH FLOW FROM INVESTING ACTIVITES: | | |
| | Purchase of Fixed Assets | (3.98) | (1226.74) |
| | Capital WIP | (77.19) | (16.33) |
| | Sale of Fixed Assets | 8.08 | 37.59 |
| | Net Cash Generated/(used) in Investing Activities (B) | (73.09) | (1205.48) |
| (C) | CASH FLOW FROM FINANCING ACTIVITES: | | |
| | Increase/(Decrease) in Current Financial Borrowing | 69.16 | 234.12 |
| | Proceeds from/(Repayment) of long term borrowing (Net) | (67.63) | 585.38 |
| | Interest Paid | (113.96) | (177.33) |
| | Interest Income | 0.99 | 24.72 |
| | Dividend Paid | 0.00 | (6.52) |
| | Tax on Dividend Paid | (1.34) | 0.00 |
| | Net Cash Generated/(used) from Financing Activities (C) | (112.78) | 660.37 |
| | Net Increase/(Decrease) in Cash & Cash Equivalent (A+B+C) | (11.03) | (79.30) |
| | Opening Balance of Cash & Cash Equivalent | 29.06 | 108.36 |
| | Closing Balance of Cash & Cash Equivalent | 18.03 | 29.06 |



For- Inani Marbles & Industries Ltd.

(Signature)
Managing Director

Regd. Office :

Araji No. 1312, udaipur-bhilwara
highway, Near Mataji Ki Pandoli
chittorgarh (raj.) 312001-india

CIN No. : L14101RJ1994PLC008930

www.inanimarbles.com

Contact :

inani@inanimarbles.com

Mob. : +91 7733051111

Notes :

- 1 The above unaudited standalone financial results for the quarter and half year ended on 30th September 2020 have been prepared by the company in accordance with Regulation 33 of SEBI (Listing Obligation & Disclosure Requirements) Regulations 2015 (as amended) and were reviewed by the Audit Committee of the Board and thereafter were approved by the Board of Directors in their meeting held on 13th November, 2020. The Statutory Auditors have carried out a limited review of the above financial results.
- 2 The Company has considered the possible effects that may result from COVID-19 in the preparation of these financial results. The Company believes that pandemic is unlikely to impact on the recoverability of the carrying value of its assets as at 30th September, 2020. As the situation of pandemic is still continuing the extent to which the same will impact company's future financial results is currently uncertain and will depend on further developments.
- 3 Company has change the method of recognition of export sale from FOB value to Invoice value. Due to above change there is no impact on profit of the company however Revenue from operation and Other expenditure has been increased as under :-

| Particulars | Quarter ended | | | Six Months ended | | Year Ended |
|-------------------------------------|---------------|------------|------------|------------------|------------|------------|
| | 30.09.2020 | 30.06.2020 | 30.09.2019 | 30.09.2020 | 30.09.2019 | 31.03.2020 |
| | Unaudited | Unaudited | Unaudited | Unaudited | Unaudited | Audited |
| Increase in Revenue from operations | - | - | 5.81 | - | 18.49 | 36.43 |
| Increase in Other Expenses | - | - | 5.81 | - | 18.49 | 36.43 |
| Impact on Profit | NIL | NIL | NIL | NIL | NIL | NIL |

- 4 Previous year figure have been regrouped/reclassified, wherever necessary, to confirm with the current period classification/presentation.
- 5 Adjustment towards Deferred Tax Entitlement will be done in Audited Accounts.
- 6 The Company is engaged in only one segment i.e. Processing of Marble, Granite, Sand Stone and Quartz.

For & on behalf of the Board
Inani Marbles & Industries Limited

Cap. Suresh Kumar Inani

(Managing Director)

DIN 00219702

Place : Chittorgarh

Date : 13.11.2020

